

### 01 - Os atores interagem com o sistema?

Actors are the users of your system. An actor may also represent a group of users; e.g., one manager plus five data clerks will still show two actors.  
An actor may carry out any number of operations.  
Represented graphically as matchstick people.

Referência: CTEC2402 Software Development Project: Introducing Rich Pictures, p 4.

Autor: TIAGO LEMES

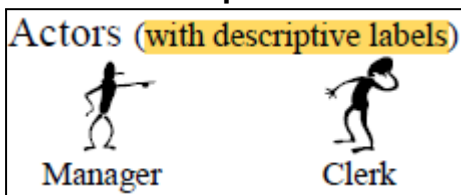
### 02 - Os atores estão representados graficamente por stickman (homem-palito)?

Actors are the users of your system. An actor may also represent a group of users; e.g., one manager plus five data clerks will still show two actors.  
An actor may carry out any number of operations.  
Represented graphically as matchstick people.

Referência: CTEC2402 Software Development Project: Introducing Rich Pictures, p 4.

Autor: TIAGO LEMES

### 03 - Cada ator possui um rótulo descritivo?



Referência: CTEC2402 Software Development Project: Introducing Rich Pictures, p 4.

Autor: TIAGO LEMES

### 04 - As operações representam o que o sistema faz?

Operations specify what the system does. Each operation is executed either by an actor or another operation.  
Represented graphically as circles or ovals, with a descriptive label inside.

Referência: CTEC2402 Software Development Project: Introducing Rich Pictures, p 4.

Autor: TIAGO LEMES

**05 - As operações estão representadas graficamente por círculos ovais?**

Operations specify what the system does. Each operation is executed either by an actor or another operation. Represented graphically as circles or ovals, with a descriptive label inside.

Referência: CTEC2402 Software Development Project: Introducing Rich Pictures, p 4.

Autor: TIAGO LEMES

**06 - As operações são executadas por um ator?**

Operations specify what the system does. Each operation is executed either by an actor or another operation. Represented graphically as circles or ovals, with a descriptive label inside.

Referência: CTEC2402 Software Development Project: Introducing Rich Pictures, p 4.

Autor: TIAGO LEMES

**07 - As operações são executadas por outras operações?**

Operations specify what the system does. Each operation is executed either by an actor or another operation. Represented graphically as circles or ovals, with a descriptive label inside.

Referência: CTEC2402 Software Development Project: Introducing Rich Pictures, p 4.

Autor: TIAGO LEMES

**08 - Cada operação possui um rótulo descritivo em seu interior?**

Operations specify what the system does. Each operation is executed either by an actor or another operation. Represented graphically as circles or ovals, with a descriptive label inside.

Referência: CTEC2402 Software Development Project: Introducing Rich Pictures, p 4.

Autor: TIAGO LEMES

**09 - Os data stores representam tabelas do banco de dados ou arquivos do sistema?**

Data stores are essentially the tables in your database or files in the system. It is also necessary to show the type of data they contain. Only operations may read from or write to data stores. Represented graphically as rectangles.

Referência: CTEC2402 Software Development Project: Introducing Rich Pictures, p 4.

Autor: TIAGO LEMES

#### 10- Os data stores estão representados graficamente por retângulos?

Data stores are essentially the tables in your database or files in the system. It is also necessary to show the type of data they contain. Only operations may read from or write to data stores. Represented graphically as rectangles.

**Referência:** CTEC2402 Software Development Project: Introducing Rich Pictures, p 4.

**Autor:** TIAGO LEMES

#### 11 - Apenas operações leem do data store?

Data stores are essentially the tables in your database or files in the system. It is also necessary to show the type of data they contain. Only operations may read from or write to data stores. Represented graphically as rectangles.

**Referência:** CTEC2402 Software Development Project: Introducing Rich Pictures, p 4.

**Autor:** VILMAR JOSE

#### 12 - Apenas operações escrevem no data store?

Data stores are essentially the tables in your database or files in the system. It is also necessary to show the type of data they contain. Only operations may read from or write to data stores. Represented graphically as rectangles.

**Referência:** CTEC2402 Software Development Project: Introducing Rich Pictures, p 4.

**Autor:** VILMAR JOSE

#### 13 - As setas indicam o sentido da informação?

Arrows show the direction of data (or information) flow amongst actors, data stores and operations. Arrows may cross the system boundary (see below). Represented graphically as single-headed arrows. Descriptive labels indicate the nature of the data or information flowing.

**Referência:** CTEC2402 Software Development Project: Introducing Rich Pictures, p 4.

**Autor:** VILMAR JOSE

#### 14 - As setas conectam atores, operações e data stores?

Arrows show the direction of data (or information) flow amongst actors, data stores and operations. Arrows may cross the system boundary (see below). Represented graphically as single-headed arrows. Descriptive labels indicate the nature of the data or information flowing.

**Referência:** CTEC2402 Software Development Project: Introducing Rich Pictures, p 4.

**Autor:** VILMAR JOSE

#### 15 - As setas são representadas graficamente como unidirecionais?

Arrows show the direction of data (or information) flow amongst actors, data stores and operations. Arrows may cross the system boundary (see below). Represented graphically as single-headed arrows. Descriptive labels indicate the nature of the data or information flowing.

**Referência:** CTEC2402 Software Development Project: Introducing Rich Pictures, p 4.

**Autor:** VILMAR JOSE

#### 16 - As fronteiras do sistema delimitam claramente o escopo da responsabilidade?

The system boundary identifies those operations that you are responsible for (i.e., your area of responsibility), which means that your system must carry out everything that is inside the system boundary. You can ignore what is outside. Represented graphically as a circular line. Normally, this is the last thing you should add to your rich picture.

**Referência:** CTEC2402 Software Development Project: Introducing Rich Pictures, p 4.

**Autor:** VILMAR JOSE

#### 17 - A fronteira do sistema está representada graficamente por uma linha circular?

The system boundary identifies those operations that you are responsible for (i.e., your area of responsibility), which means that your system must carry out everything that is inside the system boundary. You can ignore what is outside. Represented graphically as a circular line. Normally, this is the last thing you should add to your rich picture.

**Referência:** CTEC2402 Software Development Project: Introducing Rich Pictures, p 4.

**Autor:** VILMAR JOSE


**18 - Os elementos externos interagem apenas atravessando a fronteira, sem estarem misturados com processos internos?**

The system boundary identifies those operations that you are responsible for (i.e., your area of responsibility), which means that your system must carry out everything that is inside the system boundary. You can ignore what is outside. Represented graphically as a circular line. Normally, this is the last thing you should add to your rich picture.

**Referência:** CTEC2402 Software Development Project: Introducing Rich Pictures, p 4.

**Autor:** VILMAR JOSE

**19 - Cada data store possui um rótulo descritivo em seu interior que especifica o tipo de dado que será armazenado?**

Data stores (also known as tables)		Data stores are essentially the tables in your database or files in the system. It is also necessary to show the type of data they contain. Only operations may read from or write to data stores. Represented graphically as rectangles.
---------------------------------------	---	---

**Referência:** CTEC2402 Software Development Project: Introducing Rich Pictures, p 4.

**Autor:** VILMAR JOSE

**20 - O rich picture evita excesso de texto, priorizando representações visuais?**

Your rich picture should contain all the relevant keywords. However, it is the use of pictures and diagrams to represent concepts and relationships that makes rich pictures so popular. This is because a good, clear picture will communicate ideas more readily than words. So, do not make your rich picture too wordy.

**Referência:** CTEC2402 Software Development Project: Introducing Rich Pictures, p 2.

**Autor:** VILMAR JOSE


**21 - O rich picture conta uma história clara do funcionamento do sistema?**

Your rich picture must tell a story. This means using images, pictures, keywords and descriptive labels, to give the reader a very good idea of what is going on. In terms a business problem, your rich picture must say who is processing what data for what purpose, what data is coming into the system, what information is going out, and so on.

**Referência:** CTEC2402 Software Development Project: Introducing Rich Pictures, p 3.

**Autor:** VILMAR JOSE

**22 - Os rótulos descritivos das setas indicam a natureza dos dados ou o fluxo das informações?**

<p>Arrows</p> <p>User details      Confirmation</p> 	<p>Arrows show the direction of data (or information) flow amongst actors, data stores and operations. Arrows may cross the system boundary (see below). Represented graphically as single-headed arrows. Descriptive labels indicate the nature of the data or information flowing.</p>
---	--

**Referência:** CTEC2402 Software Development Project: Introducing Rich Pictures, p 4.

**Autor:** VILMAR JOSE